

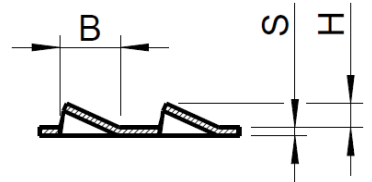


CONTINUOUS LOUVER TOOL

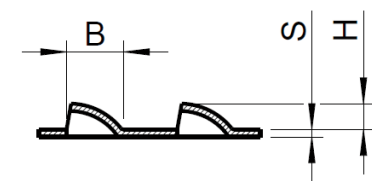
ENDLOS-KIEMENWERKZEUG



Shape A / Kiemenform A:



Shape B / Kiemenform B:



Tool distance / stroke \approx 5 mm
Vorschub / Hub \approx 5 mm

TRUMPF

THICK TURRET

SALVAGNINI

BASIC INFORMATION / BASISINFORMATIONEN

Material:	
Sheet thickness „s“ / Blechstärke „s“:	
Machine / Maschine:	
Size / station Größe / Station:	
Direction of forming / Umformrichtung:	upform / nach oben <input type="checkbox"/>
	downform / nach unten <input type="checkbox"/>
Customer information / Kundendaten:	

TOOL INFORMATION / WERKZEUGANGABEN IN MM

H:	
B:	
BA:	
Louver shape / Kiemenform:	A <input type="checkbox"/>
	B <input type="checkbox"/>